

LUMIXELL

RZ

USB-C Rechargeable Bike Light Series

Hi-Power

Anti-Glare

Cut Off Beam

2023





The specified lumen values are measured 30 seconds after switching the lamp on. We measure lumen according to the ANSI / NEMA FL1 Standard.



BA609 DB 2500 Hi-Power Anti-Glare Cut Off Beam USB-C Rechargeable Headlight (Battery Replaceable)

- + **Powerful 2500 Lumen**
- + **High Power Anti-Glare Optical Design + Spot Lens Duo Beam Combo**
Able to keep high lumen brightness output without glare for other oncoming Drivers /runners
- + **PowerBar Display System** shows remaining burn time for different modes
- + **Power Bank Feature** providing extra power for your mobile device on the road you can still use the bike light while discharging
- + **Battery: LG18650 (3200 mAh) x 2**
- + **Replaceable Battery** Tool-Free Coin Opening Battery
- + **USB-C charging** (USB-C cable included)
- + **One Touch Quick Remaining Battery Capacity Check**
- + **Daytime Running Visible Flash** to ensure you are visible by car from 2 km away
- + Aircraft Aluminum Body
- + Last Light Mode Memory
- + Thermo Protection
- + Low Battery ECO Mode
- + Water Resist IPX5 can be used in the rain & inclement weather
- + Twist N' Go Garmin Mount Adapter + Bike Holder (optional)
for fast release and mount the light into Garmin out front bike mount
- + Compatible with Go-Pro Quick Release Under Mount (optional)
- + https://youtu.be/uu-M7-7C_mw



REMAINING BURN TIME INDICATOR

2500

MAX LUMEN



QUICK BATTERY CHECK INDICATOR

90^{hr}

ECO MODE



CHARGE YOUR DEVICE

6400

mAh



USB-C RECHARGE



ANTI GLARE OPTICAL DESIGN



THERMO PROTECTION



DAYTIME RUNNING VISIBLE FLASH



MODE MEMORY



BATTERY REPLACEABLE



SIDE VISIBILITY



CHARGING STATUS



IPX5 WATER SPLASH



LOW BATTERY ECO MODE



Hi-Power Anti-Glare Cut Off Beam



Normal Spot Beam



The specified lumen values are measured 30 seconds after switching the lamp on. We measure lumen according to the ANSI / NEMA FL1 Standard.



BA608 RZ 1500

Hi-Power Anti-Glare Cut Off Beam

USB-C Rechargeable Headlight

(Battery Replaceable)

- + **Powerful 1500 Lumen**
- + **High Power Anti-Glare Optical Design**
Able to keep high lumen brightness output without glare for other oncoming Drivers /runners
- + **PowerBar Display System** shows remaining burn time for different modes
- + **Power Bank Feature** providing extra power for your mobile device on the road you can still use the bike light while discharging
- + **Battery: 21700 (4000 mAh) x 1**
- + **Replaceable Battery** Tool-Free Coin Opening Battery
- + **USB-C charging** (USB-C cable included)
- + **One Touch Quick Remaining Battery Capacity Check**
- + **Daytime Running Visible Flash** to ensure you are visible by car from 2 km away
- + Aircraft Aluminum Body
- + Last Light Mode Memory
- + Thermo Protection
- + Low Battery ECO Mode
- + Water Resist IPX5 can be used in the rain & inclement weather
- + Twist N' Go Garmin Mount Adapter + Bike Holder (optional)
for fast release and mount the light into Garmin out front bike mount
- + Compatible with Go-Pro Quick Release Under Mount (optional)
- + <https://youtu.be/AwmqLc30qaY>



REMAINING BURN TIME INDICATOR



QUICK BATTERY CHECK INDICATOR



CHARGE YOUR DEVICE



USB-C RECHARGE



THERMO PROTECTION



MODE MEMORY



SIDE VISIBILITY



IPX5 WATER SPLASH

1500

MAX LUMEN

50^{hr}

ECO MODE

4000

mAh



ANTI GLARE OPTICAL DESIGN



DAYTIME RUNNING VISIBLE FLASH




BATTERY REPLACEABLE



CHARGING STATUS



LOW BATTERY ECO MODE



Hi-Power Anti-Glare Cut Off Beam

Normal Spot Beam



The specified lumen values are measured 30 seconds after switching the lamp on. We measure lumen according to the ANSI / NEMA FL1 Standard.



BA607 RZ 1200

Hi-Power Anti-Glare Cut Off Beam

USB-C Rechargeable Headlight

- + **Powerful 1200 Lumen**
- + **High Power Anti-Glare Optical Design**
Able to keep high lumen brightness output without glare for other oncoming Drivers /runners
- + **PowerBar Display System** shows remaining burn time for different modes
- + **Power Bank Feature** providing extra power for your mobile device on the road you can still use the bike light while discharging
- + **Battery: LG18650 (3200 mAh) x 1**
- + **USB-C charging** (USB-C cable included)
- + **One Touch Quick Remaining Battery Capacity Check**
- + **Daytime Running Visible Flash** to ensure you are visible by car from 2 km away
- + **Aircraft Aluminum Body**
- + **Last Light Mode Memory**
- + **Thermo Protection**
- + **Low Battery ECO Mode**
- + **Water Resist IPX5** can be used in the rain & inclement weather
- + **Twist N' Go Garmin Mount Adapter + Bike Holder** (optional) for fast release and mount the light into Garmin out front bike mount
- + **Compatible with Go-Pro Quick Release Under Mount** (optional)
- + <https://youtu.be/cc3QF3D4cRc>



REMAINING BURN TIME INDICATOR



QUICK BATTERY CHECK INDICATOR



CHARGE YOUR DEVICE



USB-C RECHARGE



THERMO PROTECTION



MODE MEMORY



SIDE VISIBILITY



IPX5 WATER SPLASH

1200

MAX LUMEN

32^{hr}

ECO MODE

3200

mAh



ANTI GLARE OPTICAL DESIGN




DAYTIME RUNNING VISIBLE FLASH



LOW BATTERY ECO MODE



CHARGING STATUS





The specified lumen values are measured 30 seconds after switching the lamp on. We measure lumen according to the ANSI / NEMA FL1 Standard.



BA507 RZ 900

Hi-Power Anti-Glare Cut Off Beam

USB-C Rechargeable Headlight

(Battery Replaceable)

- + **Powerful 900 Lumen**
- + **High Power Anti-Glare Optical Design**
Able to keep high lumen brightness output without glare for other oncoming Drivers /runners
- + **PowerBar Display System** shows remaining burn time for different modes
- + **Power Bank Feature** providing extra power for your mobile device on the road you can still use the bike light while discharging
- + **Battery: LG18650 (3200 mAh) x 1**
- + **Replaceable Battery** Tool-Free Coin Opening Battery
- + **USB-C charging** (USB-C cable included)
- + **One Touch Quick Remaining Battery Capacity Check**
- + **Daytime Running Visible Flash** to ensure you are visible by car from 2 km away
- + Last Light Mode Memory
- + Thermo Protection
- + Low Battery ECO Mode
- + **Water Resist IPX5** can be used in the rain & inclement weather
- + **Twist N' Go Garmin Mount Adapter + Bike Holder** (optional)
for fast release and mount the light into Garmin out front bike mount
- + **Compatible with Go-Pro Quick Release Under Mount** (optional)
- + <https://youtu.be/65-v4ddvY90>



REMAINING BURN TIME INDICATOR



QUICK BATTERY CHECK INDICATOR



CHARGE YOUR DEVICE



USB-C RECHARGE



THERMO PROTECTION



MODE MEMORY



SIDE VISIBILITY



IPX5 WATER SPLASH

900

MAX LUMEN

40^{hr}

ECO MODE

3200

mAh



ANTI GLARE OPTICAL DESIGN



DAYTIME RUNNING VISIBLE FLASH




BATTERY REPLACEABLE



CHARGING STATUS



LOW BATTERY ECO MODE



Hi-Power Anti-Glare Cut Off Beam



Normal Spot Beam



The specified lumen values are measured 30 seconds after switching the lamp on. We measure lumen according to the ANSI / NEMA FL1 Standard.



BA606 RZ 500 Hi-Power Anti-Glare Cut Off Beam USB-C Rechargeable Headlight

- + **Powerful 500 Lumen**
- + **High Power Anti-Glare Optical Design**
Able to keep high lumen brightness output without glare for other oncoming Drivers /runners
- + **PowerBar Display System** shows remaining burn time for different modes
- + **Battery: 18500 (1500 mAh) x 1**
- + **USB-C charging** (USB-C cable included)
- + **One Touch Quick Remaining Battery Capacity Check**
- + **Daytime Running Visible Flash** to ensure you are visible by car from 2 km away
- + **Last Light Mode Memory**
- + **Thermo Protection**
- + **Low Battery ECO Mode**
- + **Water Resist IPX5** can be used in the rain & inclement weather
- + **Twist N' Go Garmin Mount Adapter + Bike Holder** (optional)
for fast release and mount the light into Garmin out front bike mount
- + **Compatible with Go-Pro Quick Release Under Mount** (optional)
- + <https://youtu.be/yH4VQFzkZDM>



REMAINING BURN TIME INDICATOR

500
MAX LUMEN



QUICK BATTERY CHECK INDICATOR

16hr
ECO MODE



USB-C RECHARGE

1500
mAh



THERMO PROTECTION



ANTI GLARE OPTICAL DESIGN



MODE MEMORY



DAYTIME RUNNING VISIBLE FLASH



IPX5 WATER SPLASH




LOW BATTERY ECO MODE



SIDE VISIBILITY



CHARGING STATUS









Hi-Power Anti-Glare Cut Off Beam



Normal Spot Beam



| | Model | BA609 | BA608 | BA607 | BA507 | BA606 |
|------------------------------------------------------------------------------------|----------------------------------------------|--------------|--------------|--------------|--------------|--------------|
| | Lumen | 2500 | 1500 | 1200 | 900 | 500 |
| | mAh | 6400 | 4000 | 3200 | 3200 | 1500 |
| | ECO Mode (Hour) | 90 | 50 | 32 | 40 | 16 |
|  | Hi-Power Anti-Glare Cut Off Beam | √ | √ | √ | √ | √ |
|  | PowerBar Display System | √ | √ | √ | √ | √ |
|  | Power Bank Feature | √ | √ | √ | √ | - |
|  | USB-C Charging | √ | √ | √ | √ | √ |
|  | Replaceable Battery | √ | √ | - | √ | - |
|  | One Touch Quick Battery Capacity Check | √ | √ | √ | √ | √ |
|  | Daytime Running Visible Check | √ | √ | √ | √ | √ |
|  | Last Light Mode | √ | √ | √ | √ | √ |
| CNC | Aircraft Aluminium Body | √ | √ | √ | - | - |
|  | Thermo Protection | √ | √ | √ | √ | √ |
|  | Low Battery ECO Mode | √ | √ | √ | √ | √ |
|  | Day & Night | √ | √ | √ | √ | √ |
|  | IPX Water Splash | 5 | 5 | 5 | 5 | 5 |



info@lumixell.com

www.lumixell.com

10B Hyde Center 223 Gloucester Road Wanchai Hong Kong

+852 25803677



LUMIXELL 